



Living by Laufen

'Independent, self-assured, generous.
A distinct taste for the exceptional.'

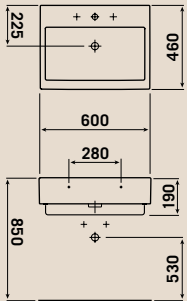
LAUFEN
bathrooms

} **bathe**[™]
The world's finest brands at bathe

Living City

Basin

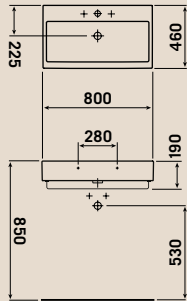
600 mm



One tap hole*	817433-104
No tap hole	817433-109

Basin

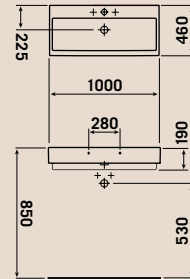
800 mm



One tap hole*	817436-104
No tap hole	817436-109

Basin

1000 mm



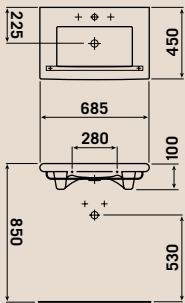
One tap hole*	818437-104
No tap hole	818437-109



Living Style

Basin

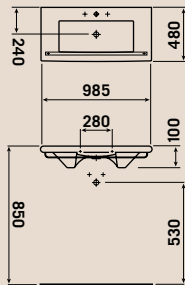
685 mm



One tap hole*	814435-104
No tap hole	814435-109
Towel rail to suit 685 mm basin	895436C

Basin

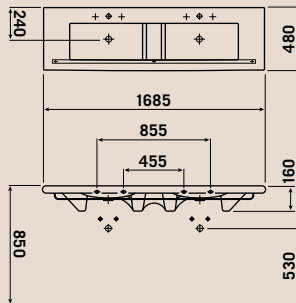
985 mm



One tap hole*	814437-104
No tap hole	814437-109
Towel rail to suit 985 mm basin	895437C

Basin

1685 mm



One tap hole*	814439-104
No tap hole	814439-109
Towel rail to suit 1685 mm basin	895438C

*Additional tap holes available upon request



Products with the Q-Plus logo comply with the Europeanorm, as well as with the tried and tested higher Swiss standard laid down by the SSIV/VSA. Laufen products comply with this Swiss quality standard and are recommended accordingly.



Tom Schönherr and Andreas Haug on Living by Laufen

“Living is designed to fulfil very personal wishes and needs. Features common to the series are function and quality, down to the last detail and a wide variety of ceramic pieces and furniture. Living City is designed according to rigorous architectonic criteria. Cubical and geometrical. The lower-lying moulded storage surface lends the basin an unusual flair and is at the same time, highly practical—its surface unmarred by joints and more or less indestructible. Living Style’s vibrancy stems from a lavish horizontal gesture and the exceptionally shallow basin, their undulations creating a highly original and subtle beauty. The double washbasin responds to modern living à deux and is the most expressive element of the series.”

Living by Laufen: well-being is a matter of aesthetics

Bathroom designers dream about it: Creating lots of interior styles from a single mould employing just a few basic forms. Dream becomes reality with the signature ceramics of Living by Laufen, created by the design group, Phoenix Design. The motif of the extensive bathroom ensemble is contemporary living and well-being. After all, the bathroom long ago developed from its wet room origins to become an integrated part of modern living concepts. The ceramic elements form an integrated series with matching WCs, bidets, bathtubs and shower trays as well as furniture.

Living City washbasins give the Living by Laufen bathroom an urban flair. Their basic form is styled on the graphical architectonic and slips into linear bathrooms lightly and sleekly. Yet the designs are by no means sober in character and also offer lots of storage surfaces for bathroom accessories. With the living style washbasin avant-garde extravagance finds its way into Living by Laufen. Their focus on the essential is what characterises these outstanding, ultra-shallow ceramic elements.

Stockist: